



Triazole PP

M388

1 - 16 mg/L Benzotriazole or Tolyltriazole

tri

Catalyzed UV Digestion

Instrument specific information

The test can be performed on the following devices. In addition, the required cuvette and the absorption range of the photometer are indicated.

Instrument Type	Cuvette	λ	Measuring Range
MD 100, MD 110, MD 600, MD 610, MD 640, XD 7000, XD 7500	ø 24 mm	430 nm	1 - 16 mg/L Benzotriazole or Tolyltriazole

Material

Required material (partly optional):

Reagents	Packaging Unit	Part Number
VARIO Triazole Rgt Powder Pack F25	Powder / 100 pc.	532200
Vario Rochelle Salt Solution, 30 ml ^{h)}	30 mL	530640

The following accessories are required.

Accessories	Packaging Unit	Part Number
UV Pen Lamp, 254 nm	1 pc.	400740
UV protection glasses, orange	1 pc.	400755

Hazard Notes

While the UV lamp is in operation, UV safety goggles must be worn.

Application List

- Boiler Water

Sampling

1. Measure the water sample as soon as possible after sampling.



Preparation

1. To get accurate results the sample temperature must be between 20 °C and 25 °C.
2. Nitrites or borax-containing water must be adjusted between pH 4 and pH 6 before the analysis (with 1N Sulphuric acid).
3. If the sample contains more than 500 mg/L CaCO₃ hardness, 10 drops of Rochelle Salt Solution are to be added.

Notes

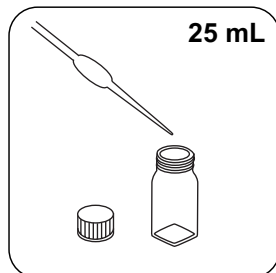
1. Triazole Reagent Powder Packs and UV maps available on request.
2. For handling of the UV lamp see manufacturer's manual. Do not touch the surface of the UV lamp. Fingerprints will erode the glass. Wipe the UV lamp with a soft and clean cloth between measurements.
3. The test does not distinguish between Tolytriazole and Benzotriazole.



Determination of Benzotriazole / Tolytriazole with Vario Powder Packs

Select the method on the device.

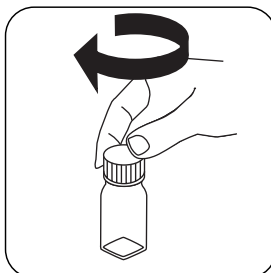
For this method, a ZERO measurement does not have to be carried out every time on the following devices: XD 7000, XD 7500



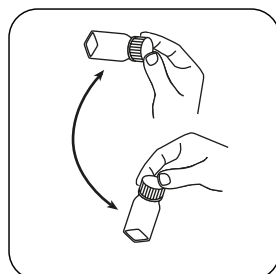
Fill the digestion vial with **25 mL** sample.




Add **powder pack**.




Close digestion vial.



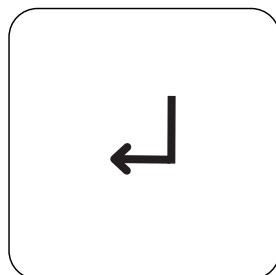
Swirl around to dissolve the powder.



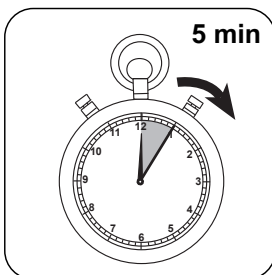
Keep the UV lamp in the sample. **Note: wear UV safety goggles!**




Turn on the UV lamp.




Press the **ENTER** button.



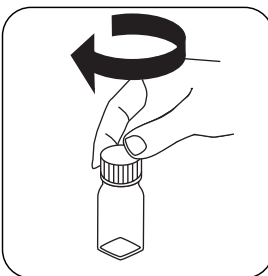
Wait for **5 minute(s) reaction time**.



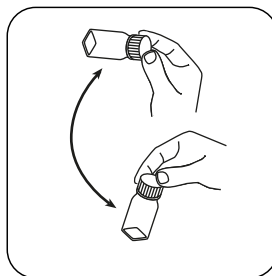
The UV lamp is switched off when the countdown is finished.



Remove the UV lamp from the sample.



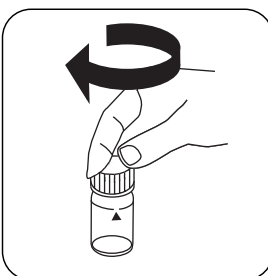
Close digestion vial.



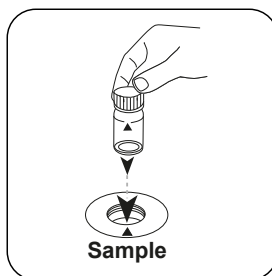
Invert several times to mix the contents.




Fill 24 mm vial with **10 mL deionised water** .



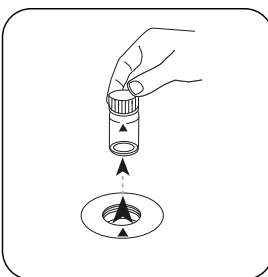
Close vial(s).




Place **sample vial** in the sample chamber. Pay attention to the positioning.



Press the **ZERO** button.

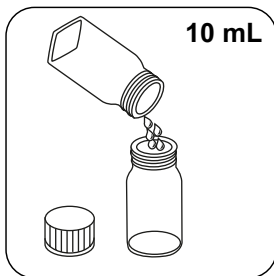


Remove the vial from the sample chamber.

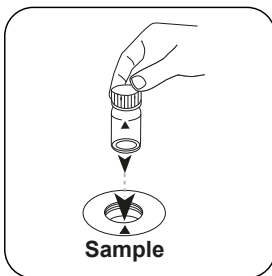


Empty vial.

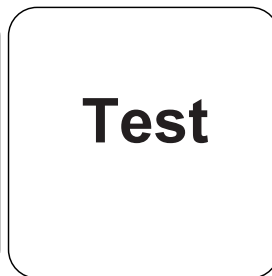
For devices that require **no ZERO measurement** , start here.



Fill 24 mm vial with **10 mL prepared sample** .



Place **sample vial** in the sample chamber. Pay attention to the positioning.



Press the **TEST** (XD: **START**) button.

The result in mg/L Benzotriazole or Tolyltriazole (Switch between citation forms by pressing up-/down arrow.) appears on the display.

Analyses

The following table identifies the output values can be converted into other citation forms.

Unit	Cite form	Scale Factor
mg/l	Benzotriazole	1
mg/l	Tolyltriazole	1.1177

Chemical Method

Catalyzed UV Digestion

Appendix

Calibration function for 3rd-party photometers

Conc. = $a + b \cdot \text{Abs} + c \cdot \text{Abs}^2 + d \cdot \text{Abs}^3 + e \cdot \text{Abs}^4 + f \cdot \text{Abs}^5$

	∅ 24 mm	□ 10 mm
a	$-2.31524 \cdot 10^{-1}$	$-2.31524 \cdot 10^{-1}$
b	$1.75481 \cdot 10^{-1}$	$3.77285 \cdot 10^{-1}$
c		
d		
e		
f		

Interferences

Persistent Interferences

- Should the photolysis be carried out for more or less than 5 minutes, this may lead to showing lower results.

Bibliography

Harp, D., Proceedings 45th International Water Conference, 299 (October 22-24, 1984)

^{h)} additionally required for samples with hardness values above 300 mg/l CaCO₃